



Quality Assurance. From farm to shop.


Database Instructions **Authorizing Auditor**



Contents

1	Registration	3
1.1	Login to the database	3
1.2	Forgot your password?	3
1.3	Change password	4
2	Master data	4
2.1	Auditors.....	5
2.2	Certification body	6
2.3	Audit reports	8
2.3.1	Auditor in recognition procedure	11
2.3.2	Change of inspected production scope	11
2.3.3	Release of audit report	12
2.3.4	Unblock audit report.....	12
2.3.5	Export functions	13
2.4	Menu item number of locations per production scope (SPOTAudit)	13
2.5	Registration QS-Inspection	13
2.6	Company (QS-Inspection)	16
2.7	Locations	18
2.7.1	Report withdrawal of certification	20
2.7.2	Export functions	21
2.8	Menu item corrective actions.....	21
2.9	Menu item certification.....	22
2.9.1	Take-over or rejection of certifications	22
2.9.2	Entry of the certification runtime.....	23
2.10	Menu item notes	24
2.11	Eligibility of delivery in the past	24

Explanation of symbols/buttons in the database

-  **New**
-  **Refresh**
-  **Edit**
-  **Save**
-  **Close**
-  **Delete**


Please note: Do not click on the browser's "back" button and do not click another button until one page has been fully loaded (note your browser's progress bar).

Please note: If you need a placeholder, please enter a percentage sign (%), i.e. if you need to filter by name, location number etc.

1 Registration

1.1 Login to the database

https://www.qs-plattform.de/index_english.html



Database Login

Forgot password



The QS database

Visitors to and users of the QS database have the following options:
 If you are already a scheme participant, you may log in here. If you wish to become a scheme participant, select the new registration function. It is possible to run a targeted search for a scheme partner without needing to log in. The authorized scheme participants are updated daily. Welcome to the QS data world. You will find our database is a heavily service-oriented and user-friendly platform. Should you discover something that is not working or if you have any questions, please take a look at our support page.

- Scheme Participant Website
- Consumer Website
- QS-Blog

Please enter your user-ID (username) and your password.

User-ID	<input type="text"/>	OK
Password	<input type="password"/>	

- Enter user-ID
- Enter password
- Click

Enter user-ID and password

1.2 Forgot your password?

- Click forgot password?
- Enter user-ID
- Click

A new password will be sent to the email address that was entered for you.

Forgot your password?

Click forgot password

Enter user-ID

Click

Change password

1.3 Change password

For reasons of data safety, please change your password immediately and regularly.

Click change password

Master Data|Feed Monitoring|Residue Monitoring Fruit, Vegetables, Potatoes|Change password|Log out

Master Data|Feed Monitoring|Residue Monitoring Fruit, Vegetables, Potatoes|Change password|Log out

Change password

User-ID	4048473178426	OK
Old password		
New password		Cancel
Retype password		
Retry	0	

Enter old password

Enter and repeat new password

Click

OK

- Enter old password
- Enter and repeat new password
- Click

Master data

2 Master data

Master Data|Change password|Log out

- Auditors
- Certification bodies
- Audit Reports
- Number of locations per production scope (SPOTAudits)
- Registration QS-Inspection
- Company (QS inspection)
- Locations
- Corrective actions
- Auditing
- Certificates
- Notes
- Eligibility of delivery in the past

Features menu master data

Auditors



2.1 Auditors

You can find all accredited auditors including their stages of approval here.

Auditors

	Last name	First name	Date of approval	Type of auditor
	Fenneker	Alois		Authorizing auditor
	Förschler	Annette		Authorizing auditor

Edit with 

 Edit auditor with 

Auditor

Auditor: You can edit the auditor's master data here.

Auditors > Auditor





Last name	Fenneker
First name	Alois


Auditor	Auditor accreditations
Title	Mr. <input type="text"/>
Title	Dr. <input type="text"/>
First name	Alois
Last name (*)	Fenneker
Street	Margaretenstr. 1
Postal Code	53175 <input type="text"/>
Post-office box	<input type="text"/>
Post-office box postal code	<input type="text"/>
Profession	Administrator
Date of approval	<input type="text"/>
Remark approval	<input type="text"/>



Save with 

Note: Fields shaded in grey cannot be edited.

 Save changes with 

Close with 

 Save and go to next data set with 



 Close with 

Auditor accreditations

Auditor accreditations: Overview of auditor's accreditations.

Auditor	Auditor accreditations	
Auditor accreditations		
Auditor	Certification body	
Fenneker, Alois	QS Qualität und Sicherheit GmbH	Landwirt
Fenneker, Alois	QS Qualität und Sicherheit GmbH	Schlacht
Fenneker, Alois	QS Qualität und Sicherheit GmbH	Erzeuger
Fenneker, Alois	QS Qualität und Sicherheit GmbH	Ackerbau
Fenneker, Alois	QS Qualität und Sicherheit GmbH	Großhand

Close with 

 Close with 

Certification body

2.2 Certification body

You can find the master data, users and auditors of your certification body here.

Certification body: Overview of your certification body's master data.

Certification body	Users	Accredited auditors										
Name (*)	QS Qualität und Sicherheit GmbH											
QS-ID (*)	4031735373653											
accreditation valid until												
Contract date	15.10.2001											
Street	Schedestr.1-3											
Postal Code	53113	City: Bonn										
Post-office box		Country: Deutschland										
Post-office box postal code		Federal state: Nordrhein-Westfalen										
Communication access	<table border="1"> <tr><td>Phone office 1</td><td>0228/35068-0</td></tr> <tr><td>Phone office 2</td><td></td></tr> <tr><td>Mobil</td><td></td></tr> <tr><td>Fax</td><td>0228/35068-10</td></tr> <tr><td>E-Mail</td><td></td></tr> </table>		Phone office 1	0228/35068-0	Phone office 2		Mobil		Fax	0228/35068-10	E-Mail	
Phone office 1	0228/35068-0											
Phone office 2												
Mobil												
Fax	0228/35068-10											
E-Mail												

Note: Master data cannot be edited.

Users

Users: Overview of your certification body's users.

Certification body	Users	Accredited auditors	
+ Users			
	First name	Last name	Type of contact
Ⓜ	Frauke	Hillenbach	Head of certification body
Ⓜ	Simon	Hoogen	Feed administrator certification body
Ⓜ	Herbert	Hubert	location administrator certification body
Ⓜ	Simona	Hooge	location administrator certification body
Ⓜ	adi	nowi	Contact person certification body

■ The following user types do exist:

- Head of certification body (created by QS)
- Contact person certification body
- Deputy of contact person certification body
- Feed administrator certification body (Administration of small scale feed material producers and mobile milling and mixing plants)
- Location administrator certification body (Log in for small scale feed material producers and mobile milling and mixing plants)

Create new user with 

■ **Create new user with** 

User							
Title (*)	Mr. <input type="text"/> Title <input type="text"/>						
First name	<input type="text"/>						
Last name (*)	<input type="text"/>						
Type of contact (*)	Contact person certification body						
Communication access user	<table border="1"> <tr><td>Phone office 1</td><td></td></tr> <tr><td>Phone office 2</td><td></td></tr> <tr><td>Mobil</td><td></td></tr> </table>	Phone office 1		Phone office 2		Mobil	
Phone office 1							
Phone office 2							
Mobil							



Save with 



Quality Assurance. From farm to shop.



■ Fill in fields marked with (*) and enter telephone number and email address

■ Save with

■ Close with

■ **Edit** user with

Edit user with

User

Title (*)	Mrs. <input type="text"/> Title
First name	Frauke
Last name (*)	Hillenbach
Type of contact (*)	Certification job leader
Communication access user	
Phone office 1	+49 (0) 228 350680
Phone office 2	

Save with

■ Save changes with

■ Save and go to next data set with

■ Close with

Accredited auditors

Accredited auditors: Overview of all accredited auditors of your certification body.

Accredited auditors			
	Auditor	Certification body	Stage of approval
	Paul, Sabine	QS Qualität und Sicherheit GmbH	Erzeugung OGK
	Paul, Sabine	QS Qualität und Sicherheit GmbH	Großhandel OGK
	Paul, Sabine	QS Qualität und Sicherheit GmbH	Großhandel OGK

Open auditor's data here

■ **Approved until:** If an auditor loses his approval for a stage, the date of withdrawal is displayed here.

■ **Release-approval:** Shows for which stages the auditor may release audit reports

■ Open detailed view of auditor's data here

Accredited auditor

Auditor (*)	Paul
Certification body (*)	QS Qualität und Sicherheit GmbH
Stage of approval (*)	Erzeugung OGK
Approved to (*)	01.01.2014
Approved until	
Release approval	<input type="checkbox"/>

■ Go to next or previous data set with


■ Close with

Audit reports

Note: The auditor's data cannot be edited.

2.3 Audit reports





You can find all entered and released audit reports of your certification body as well as anonymised reports of other certification bodies after change of certification body here.

- Click  to display all audit reports. If necessary, narrow search results by using filtering options, e.g. production scopes

Refresh with 


Audit reports




	QS status	QS-ID	Location number	PA	Name	Coordinator
	QS Status I	4048473051712	DE BW 01031 EG	30	Fleiga-Ostwürttemberg	
	QS Status II with KO	4031735236224	F00001475	71	Biofiber-Damino A/S	
	QS status 4	4004951000009	DE BW 03550 EG	30	Müller Fleisch GmbH	
	QS status II	4010249000002	DE BY 77128 EG	30	A. Moksel GmbH	

- Audit reports can be in five different states:

- Entered
- Released
- Released but locked (Auditbericht muss von QS entsperrt werden)
- Version-Controlled (after resetting)
- Closed (locked by QS, no access)

Open audit report with 

- click  to open audit report

Note: Audit reports can only be audited as long as they are in the stage „entered“

Note: The tabs displayed may vary between the different stages.

Audit report

Audit report: Summary of audit report




Audit reports > Audit report

Audit date from	<input type="text" value="22.07.2009"/>	Status of audit report
Released on	<input type="text" value="23.07.2009"/>	Location number
Blocked	<input type="checkbox"/>	
Location	<input type="text" value="DE BW 01031 EG (30), Fleiga-Ostwürttemberg eG"/>	

Audit report	Audit results	Audit blockages	Nonconformities	Slaughtering and deboning beef, veal, pork
ID	<input type="text" value="55224651"/>			
Audit date from (*)	<input type="text" value="22.07.2009"/>			
Beginning of audit (*)	<input type="text" value="02:00"/>			
Duration of audit	<input type="text" value="02:00"/>			
Contact person (*)	<input type="text" value="Herr Diepold, Herr Schilling, Herr Brenner"/>			


Print summary with 



- Print summary as pdf with 

- Close with 

Inspected locations

Inspected locations: Display of locations inspected in the audit

inspected locations				
	QS scope	QS-ID	scheme participant	Location number
	Futtermittelherstellung	4031735738179	Landwirtschaftliche Bezugsgenossenschaft e.G. Damme	F00001332

- Delete location from the audit report with 
- Open detailed view with 



- **Inspected locations:** Information on the inspected location

Inspected location	Location information
QS scope	Futtermittelherstellung
Location number (*)	F00005778
Location	Eigenmarke XYZ
QS-ID	4031735102383
registered production scope	(74) Private Labelling
KO	<input type="checkbox"/>
inspected production scope	(74) Private Labelling

- **Location information:** Overview of given location information

Inspected location	Location information
Details on typ of animal	
Pig	<input checked="" type="checkbox"/> Cattle <input type="checkbox"/> <input type="checkbox"/> Calves <input type="checkbox"/>
Annual tonnage	<input type="text" value="0,00"/>

Audit results: overview of audit results including comments

Audit results							
	Number	Requirements	A	B	C	D	E
	2.	General Requirements					
	2.1.	General system Requirements					

Delete locations with 


Open detailed view with 

Inspected location

Location information

Audit results

Open detailed view with 

■ Open detailed view with 

■ **Audit results:** Evaluation of checklist item including comment

Audit result Nonconformities

Number

Requirements

Audit results

Nonconformities

■ **Nonconformities:** Detailed information on non-conformities


Audit result Nonconformities

Nonconformities

Number	requirement	Answer	K.O. criterion
--------	-------------	--------	----------------

Open detailed information with



■ Open detailed information with 

Nonconformity

Number Audit date from

requirement

Description of nonconformity

KM Nr. 1 Kunststoffspiegel in der Hygieneschleuse nicht im Glas-/Hartplastikregister

Corrective actions

Im Glas-/Hartplastikregister ergänzen

Implementation of corrective actions

sofort

Adjustment term (*) QS-Bereich Slaughtering/Deboning Nonconformity Corrected

Edit with 

■ Open/begun corrective action: Edit with 

Nonconformities

Nonconformities: Overview of all nonconformities in the audit report

Audit report inspected locations Audit results Nonconformities

Nonconformities

Number	requirement	Answer	K.O. criterion	Audit datum
--------	-------------	--------	----------------	-------------

Open detailed view with  or 

■ Open detailed view with 

■ Open detailed view of not corrected nonconformities with 


■ Edit several not corrected nonconformities: Tick and click

Tick **and click**

Note: You can edit several nonconformities at once by ticking several . For more information on how to edit corrective actions see short database instructions **administration of corrective actions.**


Audit blockages

Audit blockages: Overview on reasons for the blockage of the audit report

Audit blockages		
	Reason for cut-off	Cut-off date
	Knock out audit	21.12.2009

- **Cut-off date:** If the audit report has been unblocked, the date of the unblocking will be displayed here

Open detailed view with 

- Open detailed view with  .

Additional information

Additional information: Overview of given additional information (example slaughtering/deboning)

Inspected location	Location information
Details on typ of animal	
Pig <input checked="" type="checkbox"/>	Cattle <input type="checkbox"/>
	Calves <input type="checkbox"/>
Annual tonnage	<input type="text" value="0,00"/>

Auditor in recognition procedure



2.3.1 Auditor in recognition procedure

- Click This audit was completely conducted by an auditor in the recognition procedure. to indicate that the audit was conducted by an auditor in the recognition procedure

Auditor in the recognition procedure is displayed

Audit report	Auditor in the recognition procedure	inspected locations	Audit results	Audit blockages	Nonconformities
This audit was completely conducted by an auditor in the recognition procedure. <input checked="" type="checkbox"/>					
Auditor in the recognition procedure (last name, title, first name) (*) <input type="text"/>					
Remark <input type="text"/>					

Save with 

- Enter name and remark, if applicable. Save with 
- Close with 

Change of inspected production scope

2.3.2 Change of inspected production scope

Here you can change the inspected production scope on the stage agriculture/production after the audit report was entered.

- Click Change of inspected production scope

inspected locations

Location	Location number	registered production scope	Inspected production scope
simon	010101010101010	(1001) cattle production	1002

Next>

- Change productions scope and click Next>

■ Eliminated requirements are displayed

■ Click

■ If applicable, answer additional checklistpoints and save with

Release of audit report

2.3.3 Release of audit report

You can release audit reports of stages for which you have a release-approval here.

Click

■ Click

Auditberichte > Audit report > Summary of audit report

Location number	0101010101010 (1001)		
QS-ID	4048473898164		
Locations	0101010101010 (1001) simon, kahsdjkhakdasd 1, 12345 fsdfsfd		
Checklist	Agriculture/Production	Version	01.01.2014
Audit date from	02.07.2014	Audit date until	02.07.2014
Beginning of audit	07:30	End of audit (hh.mm)	09:00
Result (%)	98.47	QS status	QS Status I
Auditor	Ute Simon	Contact person	Bernhard Schotte
Certification body	QS Qualität und Sicherheit GmbH		
Remark repeated 'D'-deviation / General-KO			Repeated 'D'-deviation
Remark			
Number of answers a	33	Weighted number A	47
Number of answers b	1	Weighted number B	1
Number of answers c	1	Weighted number C	1
Number of answers d	0	Weighted number D	0
		Portion C evaluations (%)	
		Portion D evaluations (%)	
	<input type="button" value="Release now"/>		<input type="button" value="Back"/>

Click

■ Click to release audit report

■ Status of audit report changes from entered to released


Note: The audit report cannot be edited anymore now

Unblock audit report

2.3.4 Unblock audit report

You can send a request for unblocking the audit report here. Audit reports are blocked if the six-week-term for entering and releasing the audit report has been exceeded.

Open audit report with 

■ Open blocked audit report with 

■ Click

Click


Audit reports > Audit report > Send request for unblocking

Reason

Enter reason

Save with 

■ Enter reason for unblocking request

■ Save with 


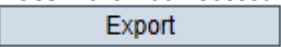
QS decides whether the audit report will be released and whether a fee has to be paid for that. When the audit report has been released, the status changes to „released“.

2.3.5 Export functions

Excel-Export

The Excel-Export shows an overview of **all** audit reports including some additional information which are not shown in the web, i.e. contact persons and duration of audit

■ Click 

Note: It is not necessary to refresh with  before exporting the data. By clicking , an excel-file with all audit reports is generated. If you want to narrow the results before downloading the file, please use the filtering options.

csv-Export

■ Click  to display an overview of the audit reports as csv-file

Note: The csv-Export contains the lines displayed in the table and a maximum of 3000 audit reports.

2.4 Menu item number of locations per production scope (SPOTAudit)

The number of locations per production scope and coordinator for which an additional unannounced SPOTAudit needs to be conducted until the effective date is displayed here.

Note: Coordinators are listed only when there are locations with the option additional unannounced spotaudit in at least one production scope.

	Datum	Cattle	Pig	Poultry
	01.07.2013	0	3	0


■ **Date:** Last effective date on which the number of locations was calculated.

2.5 Registration QS-Inspection

You can register small scale feed material producers and mobile milling and mixing plants for the QS-inspection here.

■ Select **stage**

Stage



15. small material producers
15. small material producers
16. mobile blending and grinding machine

Next>

■ Click 

■ Enter **company data**

Export functions

Excel-Export

Export

csv-Export

Export with 

Locations per production scope (Spotaudit)

Registration

Select stage

Next>

Enter company data



Quality Assurance. From farm to shop.



Name (*)

QS-ID

Street (*)

Postal Code (*) City (*)

Post-office box Country (*)

Post-office box postal code Federal state (*)

Purchase tax-ID

Fields marked with an (*) and field „Purchase tax-ID“ need to be filled in

Choose federal state with

Choose country

Click

Enter **legal representative**

Title (*) Title

First name

Last name (*)

Communication access user

	Contact entry
Phone office 1	<input type="text"/>
Phone office 2	<input type="text"/>
Mobil	<input type="text"/>
Fax	<input type="text"/>
E-Mail	<input type="text"/>
E-Mail 2	<input type="text"/>
E-Mail 3	<input type="text"/>

Fields marked with an (*) need to be filled in. Telephone number and email address must be given

Click

Enter **crisis manager**

Title (*) Title

First name

Last name (*)

Communication access user

	Contact entry
Phone office 1	<input type="text"/>
Phone office 2	<input type="text"/>
Mobil	<input type="text"/>
Fax	<input type="text"/>
E-Mail	<input type="text"/>
E-Mail 2	<input type="text"/>
E-Mail 3	<input type="text"/>

Fields marked with an (*) need to be filled in. Telephone number and email address must be given

Click if the data of legal representative and crisis manager are equivalent (if applicable, add mobile phone number)

Click

Enter legal representative

Enter crisis manager

Enter location data

■ Enter location data

Location data correspond to company data

Name (*)

Location number

Street (*)

Postal Code (*) City (*)

Post-office box Country (*)

Post-office box postal code Federal state (*)

Production scope (*)

Recognition of QS-audit by third-party system is requested

	Recognition request	certified
GMP+ Int.	<input type="checkbox"/>	<input type="checkbox"/>

- Fields marked with an (*) need to be filled in.
- Click **Location data correspond to company data** if applicable
- For **mobile milling and mixing plants**, please enter the registration number of the plant as location number
- Select production scope
- Tick to choose between unannounced regular audits and additional unannounced spotaudits

Indicate recognition request

Recognition in third-party systems

Indicate whether a recognition in a third-party system is requested here.

Recognition of QS-audit by third-party system is requested

	Recognition request	certified
GMP+ Int.	<input type="checkbox"/>	<input type="checkbox"/>

Indicate participation in QM-Milk

Participation in QM-Milk

Indicate whether participation in QM-Milk is requested.

Participation QM-Milk



1. By using the label „Participation QM-Milk“ the scheme participant confirms that feed has been produced according to the requirements of QM-Milch e.V. at this location and that the location is recognized by QM-Milch e.V..
2. By setting the mark, the scheme participant agrees to the publication as QM-Milk recognized feed producer in the QS database. He/she agrees that this information is forwarded to QM-Milch e.V..
3. By setting the mark, the scheme participant confirms his/her agreement that QS informs QM-Milch e.V. if a maximum level, an action threshold or a QS guidance level is exceeded by the parameters dioxin, dioxin-like PCBs, non-dioxin-like PCBs or Aflatoxin B1 within the QS feed monitoring (QS may conduct a plausibility check).

Next>

- Click **Next>** to complete entry



Note: Small scale feed material producers should have their own database login for feed monitoring. To get login data, they need to be registered in the database as location administrators (s. chapter 2.2). After the registration, those location administrators need to be allocated to their locations. This allocation can only be conducted by feed administrator of your certification body. Owners of mobile milling and mixing plants do only need a database login if they have to conduct a release testing in accordance with the guideline.


2.6 Company (QS-Inspection)


You can find all small scale feed material producers and mobile milling and mixing plants which are registered with your certification body here.


- Show companies with 

Company (QS inspection)

	Name	QS-ID	Stage
	Badtechnik	4048473642750	Kleinstzerzeuger
	Test 123	4048473757409	Kleinstzerzeuger

- Edit with 

- Export list of companies with 

- Close with 

Company (QS-Inspektion)

Refresh with 

Edit with 


Export data with 


Scheme participants



Scheme participants: Overview of location data

Scheme participant	Contact person	Locations
Name (*)	Badtechnik	
QS-ID	4048473642750	
Street (*)	Bäderstr. 5	
Postal Code (*)	12345	City (*) Bad Bäder
Post-office box		Country (*) Germany
Post-office box postal code		Federal state (*) Baden-Württemberg


- Save changes with 


- Close with 


- Save and go to previous or next data set with  


Contact persons

Contact persons: Overview of all contact persons of a scheme participants


Scheme participant	Contact person	Locations	
+ Users			
	First name	Last name	Type of contact
		Bad	Legal representative of scheme participant
		Bad	Feed administrator

- Edit with 

- Save changes with 

- Close with 

- Go to previous or next data set with  

- Add new contact person with 




Locations




Quality Assurance. From farm to shop.




Locations: Overview of the company's locations

Scheme participant | Contact person | Locations   

Location	Production scope	Scheme participant	Main company	Registered	Name of location
KE00000723	73	4048473642750	X	X	Badtechnik

■ Add new location for small scale feed material producers or milling and mixing plants with 

■ Edit with 

Location

Location: Overview of location data

[Report withdrawal of certification](#)

[Deregister location](#)

Location | Audit reports | Users | Gate-Keeper | Company

Name (*)

Location number

Street (*)

Postal Code (*) City (*)

Post-office box

Post-office box postal code

Federal state (*) Country (*)

unannounced reg. audits add. unannounced spotaudits

URL

Location Plan/Comment

Certification scheme

Production scope (*)

VLOG-Zusatzmodul

Recognition by third party systems

Telephone

Fax

Mobile

Email

Participation QM-Milk

Recognition of QS-audit by third-party system is requested

	Recognition request	certified
GMP+ Int.		

1. By setting the mark „Participation QM-Milk“ the scheme participant confirms that feed has been produced according to the requirements of QM-Milch e.V. at this location and that the location is recognized by QM-Milch e.V. The Federal Food Inspection is the user of official feed in milk production.

**Register/
deregister
location**

[Register location](#)

[Deregister location](#)

Register/deregister location

You can register/deregister locations here.

■ Click [Register location](#) or [Deregister location](#)

Gate-Keeper

Gate-Keeper

Feed for which the company is functioning as gate-keeper can be entered here.

Location | Audit reports | Users | Gate-Keeper | Company

Details on the feed for which the company functions as gate-keeper

Feed	Valid from

[New](#)

■ Klick [New](#)



Details on the feed for which the company functions as gate-keeper



Name of feed (*)

Valid from (*)

Valid until

Select feed with 

Save with 

- Select feed by clicking 
- Enter dates for "valid from" and, if necessary, "valid until"
- Save with 

Selection of audit type, recognition in third-party systems, participation QM-Milk






See Chapter 2.5.

Locations


2.7 Locations

You can find all locations which are allocated to your certification body here.


Locations

	Name	Location number	Production scope	Last auditor	Audits in successi	Approved until	Eligible to deliver until
	test leer 2	123- 1254789652	(2002) gilt and boar rearing				
	Rinderkuhle Testbetrieb	123456789101112	(1018) calf production + suckling cow production	Simon, Ute	2		
	Test Schweinemast	123456789101112	(2002) gilt and boar rearing	Simon, Ute	3		
	bngH	123456789123456	(38) livestock transport cattle/pigs 1:1 contracted spediteurs				
	Musterfrau	123456789123456	(1020) calf breeding + suckling cow production	Spemann, Katrin	1		26.07.2012

Refresh with 

- Refresh with . If necessary, narrow search results by using filtering options.
- **Last Auditor:** Name of the auditor who was the last one to inspect the location
- **Audits in succession:** Number of audits which have been conducted by the same auditor in succession

Note: Only three audits in succession may be conducted by the same auditor. After that, the locations must be inspected by another auditor.

- Click  to open location data

Note: The displayed tabs can vary between the stages.

Open location data with



Location



Quality Assurance. From farm to shop.



Location: Contains the location's master data. These can not be edited by you. (Exception: Mobile milling and mixing plants and small scale feed material producers).

Location Location information Audit reports Users Company

Name (*) Test Ute

Location number SK0000017

Street (*) kaskadklass

Postal Code (*) 53113 City (*) addsad

Post-office box Country (*) DEUTSCHLAND

Post-office box postal code Federal state (*) Hamburg

URL

Location Plan/Comment

Certification body (*) QS Qualität und Sicherheit GmbH

Certification scheme QS

Production scope (*) (72) feed material production

unannounced reg. audits add. unannounced spotaudits

Audit reports

Audit reports: Contains the location's audit reports

Location Audit reports Users Company

Audit reports

	ID	Audit date from	Audit type	Blocked	Auditor	Certification body	QS status
	101040874	03.01.2014	Spotaudit	X	Ute Simon	QS Qualität und Sicherheit GmbH	QS Status I

Open audit report with

Delete audit report with

■ Click to open audit reports

■ Click to delete audit report

Note: After the release of the audit report it cannot be deleted by the certification body (authorizing auditor) anymore.

Location information

Product range

Location information: View a location's location information

For feed material producers: A location's product range can be edited here

Location Location information Audit reports Users Company

Details on feed material production

Product range

Product
Dehusked Spelt, 1.01.02

Add feed with

Add feed

■ Click **Add feed** to add a product

Locations > Location > Add feed

Futtermittelbezeichnung (Drinking) Water, 0.01.01

OK Cancel

Save with OK

Delete with

Delete feed

■ Click to select feed material

■ Save with **OK**

■ Delete with **Delete feed**

Note: The last feed material cannot be deleted.

Crops

For production locations: A location´s crops can be edited here.

Location Location information Audit reports Users Company

Crops

Crop
Pineapple

Add crop with
[Change product](#)

■ Click [Change product](#) to add crop

Locations > Location > Change product

Product	Pineapple	<input type="button" value="OK"/>
Fläche	0,0000	<input type="button" value="Cancel"/>

Save with

■ Click to select crop

■ Enter area in ha

■ Save with

■ Delete with

Delete with

Note: The last crop cannot be deleted.

Company

Company: Overview of the data of the company to which the location belongs. These data cannot be edited by you (exception: small scale feed material producers and mobile milling and mixing plants).

Location Audit reports Certified crops Users Company

Locations						
	Location	Production scope	Scheme participant	Main company	Registered	Name of location
	OGK29010000007	4004	4048473647724	X	X	Firma Gartenbau

Report withdrawal of certificate

2.7.1 Report withdrawal of certification

If a location´s certificate has been withdrawn this can be reported to QS.


■ Click


■ Enter reason

Locations > Location > Report withdrawal of certification

Reason for certificate revocation	
-----------------------------------	--

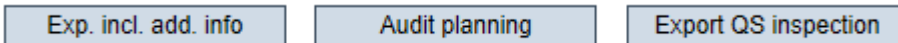
Save with 

■ Save with 

■ Close with 

Export functions

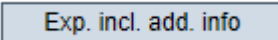
2.7.2 Export functions

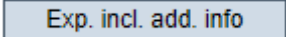



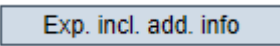
Export incl. add. info.

Export including additional information

The excel export delivers an overview of all locations including the additional information given in the audit.

■ Click 

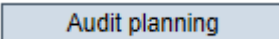
Click


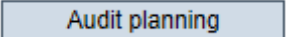
Note: It is not necessary to refresh with . By clicking  an excel-list with all locations is created. If you want to limit the results before downloading, use the filtering options.


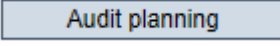
Audit planning

Audit planning

By clicking the button audit planning you can create an excel file with all locations and related information which you need for audit planning, such as information on the desired audit type and the location's contact data.

■ Click 

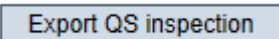
Click



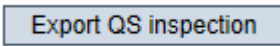
Note: It is not necessary to refresh with . By clicking , an excel-list with all locations is created. If you want to limit the results before downloading, use the filtering options.

Export QS inspection

Export QS inspection

The export QS inspection delivers a list of **all** locations which take part in the QS inspection including additional information such as inspected production scope.

■ Click 

Note: It is not necessary to refresh with . By clicking  an excel-list with all locations is created. If you want to limit the results before downloading, use the filtering options.

Menu item corrective actions

2.8 Menu item corrective actions

Here you can see all corrective actions which were agreed with the companies.

■ Refresh with 


Refresh with 

	Number	requirement	Answer	Auditdatum	Auditart	Adjustment term	Status		on (date)
	a 2.3.3	Pest Monitoring	C	27.06.2013	regular audit	31.08.2013	Open		
	a 2.3.3	Pest Monitoring	C	05.07.2013	regular audit	31.08.2013	Open		
	a 2.4.1	Fleisch: Hygieneschulung / IfSG	C	21.05.2013	regular audit	15.07.2013	Open		25.06.2013
	a 2.4.2	Staff Rooms	C	27.06.2013	regular audit	14.08.2013	Open		
	a 2.4.2	Information / Schulung über das QS-System	C	22.05.2013	regular audit	01.04.2014	Open		
	a 2.4.2	Staff Rooms	C	05.07.2013	regular audit	14.08.2013	Corrected		20.08.2013

- **Status:** Corrective actions can be in five different states:
 - **Open:** the implementation of the corrective action has not begun yet.
 - **Begun:** the implementation of the corrective action has begun. This is not a final state, the corrective action must continue to be corrected or not corrected
 - **Corrected on time:** the implementation of the corrective action has taken place in time and demonstrably
 - **Not corrected:** the implementation of the corrective action has not taken place demonstrably
 - **Uninspectedly done:** this status is assigned when if contracts have been terminated, if scheme participants were deregistered, if an implementation can not be varified or a request is no longer given
 - **Corrected subsequently:** the implementation of the corrective action has taken place subsequently and demonstrably
- **Adjustment term:** in case of open corrective measures of which adjustment term has expired, the date of the adjustment term is highlighted in red.
- **For release:** the states
 - uninspectedly done
 - not corrected
 - Corrected in case of K.O. nonconformity

are not immediately apparent. The authorizing auditor must verify the change of the corrective action in the four-eye-principle and release.

■ Open with 

To get more information read **Short Instruction Administration of Corrective Actions.**

Open with 



More information

Certification

2.9 Menu item certification

Existing third-part certificates can be rejected or taken over here after a change of the certification body (currently only available for IFS-Logistics/FOOD). Only authorizing auditors of a certification body can decide on taking over an existing third-party certification.

2.9.1 Take-over or rejection of certifications

- Open menu certificates
- Click  to display locations
- Open locations with 

Display locations with



Open location with



Name	Test Log	Approved until	31.03.2018	
Location number	GH00002177	<input checked="" type="checkbox"/> Registered	Eligible to deliver until	31.03.2018 00:00
Reason for cut-off		<input checked="" type="checkbox"/> Eligible to deliver		
		<input type="button" value="Take-over of certification"/> <input type="button" value="Rejection of certification"/>		

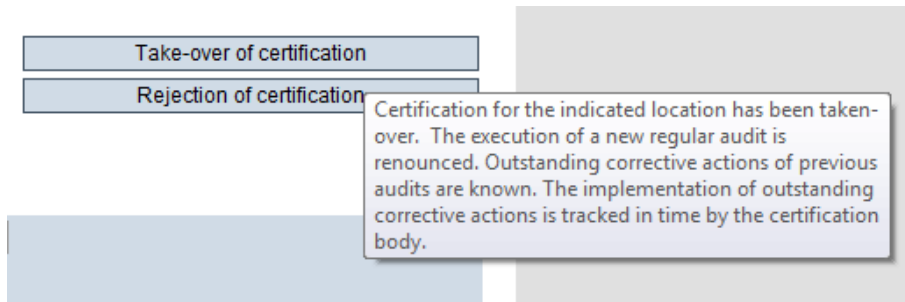
Location	Add reports	Users	Company
Name (*)	Test Log		
Location number	GH00002177		

Take-over of certification

Take-over of the certification

- Click **Take-over of certification**

Note: A short explanation of each option appears when moving the mouse over each button.

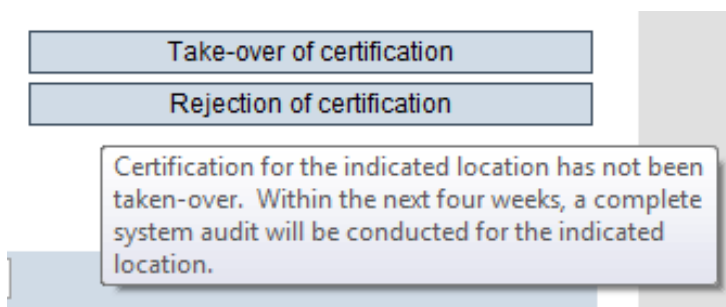


Rejection of certification

Rejection of the certification


- Click **Rejection of certification**

Note: A short explanation of each option appears when moving the mouse over each button.




When the desired option has been chosen, an automatic email will be sent to the scheme participant/coordinator and certification body.

Entry of certification runtime

Open location with 

Click **Edit certification scheme**

2.9.2 Entry of the certification runtime

- Open location with 

Name	Test Logistik	Approved until	08.12.2016
Location number	GH00001705 <input checked="" type="checkbox"/> Registered	Eligible to deliver until	08.12.2016 00:00
Reason for cut-off	<input type="checkbox"/> Eligible to deliver	Edit certification scheme	

Location Audit reports Users Company


- Click **Edit certification scheme**

Certification scheme	IFS Logistics
Certificate run-time	08.12.2016
Identification number	23752378278

Enter run-time and identification number

Save with 

Notes

- Enter certificate run-time and identification number
- Save with 

2.10 Menu item notes

In specific situations, such as during a crisis situation, blocked scheme participants are displayed in the menu item "Master data / messages" (intrasystem by QS).

Eligibility of delivery in the past

2.11 Eligibility of delivery in the past

You can check the eligibility of delivery of QS locations for dates in the past, i.e. for a certain day of delivery, here.

Select stage

- Select stage

Stage

Location number

Name




- **Stage Agriculture/Production:** Search only possible by complete QS-ID or location number. Up to five location number can be entered simultaneously (separated by commas)
- **Other stages:** Search by complete QS-ID or location number (up to five) possible. Other filtering options are name, postal code, city and country. A search by radius is possible in connection with the postal code.

Enter time-period

- Enter time period in the fields "Eligible to deliver from" and "Eligible to deliver until"

Note: The retrospective inspection is only possible back until 23. August 2015 and for a time period of max. 14 days.

Refresh with 

- Refresh with 

For the entered time periods and locations is displayed on which dates there was an eligibility to deliver.

Note: Everything that leads to the loss of an eligibility to deliver during the day (e.g. manual blocking, release of a KO audit) is displayed as not eligible to deliver from the following day. Everything that leads to an eligibility to deliver during the day (e.g. release of an audit report, unblocking of a location) is displayed as eligible to deliver for the day.