

Guideline
Hatchery



Version: 01.01.2025



Table of contents

1	Fundamentals	4
1.1	Scope of application	4
1.2	Responsibilities	4
2	General Requirements	4
2.1	General system requirements	4
2.1.1	General company data	4
2.1.2	Incident and crisis management	4
2.2	Facility management	5
2.2.1	Document handling	5
2.2.2	Outer area, production facilities	5
2.2.3	Operational safety	5
2.3	Internal self-assessment systems	6
2.3.1	[K.O.] Salmonella monitoring	6
2.3.2	[K.O.] Further microbiological tests	6
2.3.3	Implementation and documentation of the self-assessments	6
2.3.4	Implementation of the measures from the self-assessment	6
3	Hygiene	7
3.1	Operational hygiene	7
3.1.1	Hygiene concept	7
3.1.2	Cleaning and disinfection	7
3.1.3	Pest monitoring	7
3.1.4	Rooms, equipment and facilities	8
3.2	Other operating units and rooms	8
3.2.1	Crate/horde cleaning	8
3.2.2	Cleaning and disinfectant storage	8
3.2.3	Packaging material storage	8
3.3	Fleet	8
3.3.1	Cleaning and disinfecting livestock transport vehicles	8
3.4	Staff hygiene	8
3.4.1	General rules of conduct	8
3.4.2	Staff rooms	8
3.4.3	Hygiene sluice	9
3.4.4	[K.O.] Hygiene training	9
3.5	Waste disposal	9
3.5.1	Disposal logistics	9
4	Requirements of handling hatching eggs and chicks	9
4.1	Animal welfare	9
4.1.1	[K.O.] Animal welfare officer	9
4.1.2	[K.O.] Handling chicks	9
4.1.3	[K.O.] Animal welfare training	10
4.1.4	[K.O.] Early care of chicks	10
4.1.5	[K.O.] Beak treatment for turkey chicks	10
4.1.6	Climatic conditions for chicks	10
4.1.7	[K.O.] Space allowance for transport containers	10

4.1.8 [K.O.] Alarm system.....	11
4.1.9 [K.O.] Emergency power.....	11
4.1.10 Temperature monitoring system for the transport of pre-hatched eggs	11
4.2 Animal Health.....	11
4.2.1 [K.O.] Chick examination	11
4.2.2 [K.O.] Stunning/killing equipment	11
4.2.3 [K.O.] Care contract with veterinarian	11
4.2.4 [K.O.] Medicines and vaccines	11
4.3 Brood storage and breeding process	12
4.3.1 Storage management of hatching eggs	12
4.3.2 [K.O.] Requirements of the hatching process	12
5 Purchasing, traceability, labelling, use of QS certification mark and goods separation.....	13
5.1 Purchasing, traceability and labelling	13
5.1.1 [K.O.] Identification of parent stock farms.....	13
5.1.2 Hatching egg access/Incoming goods inspection	13
5.1.3 [K.O.] Health monitoring program and salmonella status	13
5.1.4 [K.O.] Traceability	13
5.1.5 [K.O.] Labelling and goods separation.....	14
5.2 Outgoing goods inspection, complaint management	14
5.2.1 Inspection of livestock transport company	14
5.2.2 Outgoing goods inspection.....	14
5.2.3 Complaint management	14
5.3 Use of certification mark	14
5.3.1 [K.O.] Use of the QS certification mark	14
6 Definitions	15
6.1 Explanation of symbols	15
6.2 Abbreviations.....	15
6.3 Terms and definitions.....	15
Revision information Version 01.01.2025.....	16

Note: This **Guideline Hatchery** is written in German and translated into English. In case of discrepancies between the translation and the German version, the German original is valid.

1 Fundamentals

Basic information on the QS scheme such as organization, conditions of participation, use of QS certification mark and sanction procedures can be found in the **General Regulations guideline**.

1.1 Scope of application

Hatchery to produce chicks and pre-hatched eggs for the

- Broiler production (Production scope 50)
- Turkey production (Production scope 51)

1.2 Responsibilities

The QS scheme participant is responsible for ensuring

- Compliance with the requirements,
- The complete and correct documentation,
- The self-assessment,
- The adequate and timely implementation of corrective actions and
- The correct use of QS certification mark and product labelling, as appropriate.

They must comply at all times with the requirements of the QS scheme and always be in a position to demonstrate compliance with said QS requirements as well as set up traceability systems and procedures to ensure that traceability information is available to QS in the internal process within 24 hours of contacting the scheme participant.

The hatchery, as the scheme participant, must ensure that, in addition to the requirements of this guideline and the other applicable QS requirements (e.g. General Regulations, guideline certification, monitoring programmes), the valid legal requirements are met, both in the country in which the multiplying eggs are produced and in the country in which they are incubated for the production of chicks as well as put on the market (see **Regulation (EC) 617/2008 (marketing standards) and Regulation 2016/429 on Animal diseases in conjunction with Regulation (EU) 2019/2035 with provisions for hatcheries**).

2 General Requirements


2.1 General system requirements

2.1.1 General company data

A company overview containing the following data must be compiled:

- Address of the main producer with all production facilities (EU registration number, if applicable or registration number according to the Livestock Transport Regulation (VVVO number)) and QS ID (QS identification number)
- Name of the company
- Telephone-Number, E-mail address of legal deputy, contact person
- Officer of crisis and incident management
- Information regarding the type of company and the type of production (e.g. hatchery for broiler, etc.)
- Hatch-Egg counts (pre-and hatching brood)
- Operating sketch indicating all relevant operating areas
- Access and regulation of hygiene
- Regulation of responsibilities regarding animal welfare, production process and hygiene

All documents relating to the general company data remain at the company. Existing documentation can be used (e.g. QM or HACCP).

 Overview of production facility


2.1.2 Incident and crisis management

QS has established a comprehensive crisis management system that provides scheme participants with active support in the event of an incident and crisis and helps to avert risks to humans, animals or the environment, to assets or to the reputation of the QS scheme as a whole. This includes, among other things, the official blocking of the company in the event of an epidemic or negative or sensational media reports in connection

with one's own company as well as unauthorized access to the company by third parties. Information on critical incidents must be reported to QS immediately and - where a legal obligation exists - also to the responsible authorities.

Each scheme participant must have access to a paper of incident (recommendation: QS paper of incident - also available online) to be able to immediately pass on the required information to specified recipients in a targeted manner in the event of an incident. In addition, each scheme participant must appoint a responsible contact person who must also be reachable outside of business hours. The contact person responsible for crisis and incident management must be stored in the QS database.

A procedure for the behaviour in the event of incidents and crises must be defined, introduced and verified at regular intervals. This must include the following points: Establishment of a crisis team, emergency call list, communication plan, customer information.

 Paper of incident, procedure for incident and crisis management

2.2 Facility management

2.2.1 Document handling

A process must be implemented and practised which regulates the storage and notification of documents. All relevant records must be kept detailed and complete. All relevant records must be kept in detail and without gaps. Documents and records drawn up during internal controls as part of the self-assessment system must be kept on file for at least two years - unless there is a legal requirement in some cases to keep them for longer - by way of due diligence and in order to fulfil the obligation to provide evidence to third parties.


2.2.2 Outer area, production facilities

There must be a physical or functional separation between the hatchery facility and the rearing facility. The layout of the hatchery must be such that the production process only takes place in one direction (starting with the acceptance of hatching eggs). For hatching eggs, the principle of a one-way operational flow applies. In addition, the following functional areas must be separated:

- Disinfection of hatching eggs
- Incoming goods inspection of hatching eggs and storage
- Setting (Pre-breeding)
- Hatching egg laying
- Hatching
- Chick processing
- Packing of chicks for shipping

All buildings and operating facilities must be protected against unauthorized access and kept closed. Facility rooms must not be accessible to unauthorized people. External people may only enter the operating facilities when accompanied or with the consent of an authorized person. All employees and visitors must be instructed about company-specific hygiene and access regulations before entering the facility rooms. These regulations must also consider third-party vehicles, e.g. hatchery and livestock transport or waste disposal vehicles.

The instructions must be confirmed by signature.

 Hygiene and access regulations

2.2.3 Operational safety

A maintenance plan with planned maintenance measures must be drawn up and implemented for all operating rooms, facilities and equipment to ensure that all processes in the company can be carried out in a hygienic and technically safe manner. Maintenance work must be adapted to the breeding process.

The maintenance plan must contain the following elements:

- (Operating) areas and rooms
- Operating facilities and (internal) transport systems
- Responsible employees (internal or external staff)
- Frequency

Records of maintenance activities must be used to demonstrate that the requirements are met.

 Maintenance plan, documentation of maintenance activities

2.3 Internal self-assessment systems

2.3.1 [K.O.] Salmonella monitoring

Hatcheries must carry out salmonella monitoring. The sampling must be carried out in a frequency of at least every six weeks, and it must be specified in a monitoring plan (see Regulation 2035/2019, ANNEX II, Part 2 ff.), considering the health status of the supplying parent flock of multiplying and compliance with the following sampling and testing scope:

Aggregate sample of fluff and meconium from chicks from each hatching section, whereby these consist of either

- Either ten second-class chicks and ten chicks that died in the shell from each flock of origin,
- Or 20 second-class chicks from each flock of origin in a hatching compartment on the day of sampling.

The samples must be examined bacteriologically either in accordance with DIN EN ISO 6579 or PCR examination (in accordance with ASU L00.00.98) (see *Guideline Salmonella monitoring and reduction program for poultry meat production*) or by a laboratory accredited in accordance with DIN ISO 16075.

The company is obliged to comply with the monitoring plan defined for each individual farm and to document the microbiological status.

 In-house salmonella monitoring

Measures in the event of negative trends

In the event of unsatisfactory findings or negative trends, appropriate measures must be taken as part of the internal self-assessment system:

- Determining the causes
- Corrective measures to reduce the bacterial count

2.3.2 [K.O.] Further microbiological tests

Testing methods of a microbiological quality control program

The hygiene status of the hatchery must be assessed based on a microbiological quality control program (see Regulation 2016/429 on Animal diseases in liability with Regulation (EU) 2035/2019 laying down rules for hatcheries). The control program must be documented considering all relevant criteria and parameters.

The company is obliged to define and comply with a company-specific sampling plan and to document the microbiological status.

 Sampling plans, test reports

Measures in the event of negative trends

In the event of unsatisfactory findings or negative trends, appropriate measures must be taken as part of the internal self-assessment system:

- Determining the causes
- Corrective measures to reduce the bacterial count

2.3.3 Implementation and documentation of the self-assessments


Compliance with the requirements must be checked by means of a qualified self-assessment (e.g. internal audit) before the initial audit and then regularly at least once per calendar year.

To document the self-assessments, documents and records appropriate to the type and size of the company and providing the necessary transparency must be prepared.

 Self-assessment records, checklists, internal audit results reports

2.3.4 Implementation of the measures from the self-assessment

Nonconformities identified during the self-assessment must be eliminated as quickly as possible. The implementation of corrective actions must be documented.

 Self-assessment action plan

3 Hygiene

3.1 Operational hygiene

3.1.1 Hygiene concept

The company must establish, implement and maintain a risk control system to ensure compliance with the necessary product safety.

The hygiene concept consists of a schematic documentation of the relevant areas in the production process and includes crucial areas to be defined, which are to be systematically monitored by corresponding defined measures. The hygiene concept includes at least:

- Water hygiene
- Staff hygiene
- Cleaning and disinfection
- Pest monitoring and pest control

If the systematic monitoring results in corrective actions, these must be implemented and documented.

 Hygiene concept, documentation of corrective actions if applicable

3.1.2 Cleaning and disinfection

Based on the hygiene concept, cleaning and disinfection plans must be drawn up that include the following:

- Responsibilities
- Products used and their application instructions for the disinfection of hatching eggs
- Products used and their application instructions for cleaning appliances and facilities
- Areas to be cleaned or disinfected
- Cleaning intervals
- Hazard symbols (if required)

The implementation of the cleaning and disinfection scheme must be documented.

Control of cleaning and disinfection measures

The inspection and evaluation of the cleaning and disinfection measures is carried out in a risk-oriented manner using suitable methods (e.g. swab samples). The frequency of sampling must be specified in a sampling plan for each individual company.

Any deviations identified must be eliminated as quickly as possible. The implementation of the corrective actions must be documented.

 Documentation of measures, cleaning and disinfection schemes, sampling protocols, test reports

3.1.3 Pest monitoring

Pest monitoring (and pest control if applicable) must be carried out based on the hygiene concept. Pest monitoring and pest control must be carried out in a planned, effective and appropriate manner. Monitoring is used for regular and systematic inspections to determine whether the company is infested with pests, especially rodents and crawling and flying insects.

Appropriate measures must be implemented to control pests:

- Precautions must be taken on operational rooms to ward off wild populations (e.g. birds) or pests
- To guarantee both the health of the chicks and the staff, suitable pest control methods and agents must be used.

Inspection of the baiting points must be carried out and documented by qualified personnel at least every eight weeks and must not harm the quality of the hatching eggs and chicks.

The documentation must contain at least the following:

- Information on active substances used, including safety data sheets
- Date and frequency of treatment and dosage of active substances
- Proof of qualification of the responsible personal or service providers
- Bait plans showing the location of bait stations and baiting monitoring agents
- Records of pests found (findings)
- Corrective actions implemented in the event of pest infestation

Pesticides and pest control materials must be used and stored properly and professionally.

 Monitoring protocols, control protocols (if applicable), baiting plans, qualification certificates

3.1.4 Rooms, equipment and facilities

Facilities areas where hatching eggs are handled for directly hatching must be in a good state of maintenance. They must be laid out, designed, constructed and dimensioned in such a way that adequate cleaning and/or disinfection is possible and that there are sufficient working areas to enable flawless hygienic conditions.

The rooms must always be in a clean condition without soiling. All facilities and machines must be in a flawless hygienic condition at the end of the cleaning process.

 Proof of cleaning and disinfection

3.2 Other operating units and rooms


3.2.1 Crate/horde cleaning

Crates and hordes washing must be carried out thoroughly.

3.2.2 Cleaning and disinfectant storage

Operational rooms or facilities in which the cleaning agents and equipment are stored must be clean and tidy. They must allow hygienic storage of the equipment and, if applicable, a clear separation of the equipment for the clean/unclean area. The equipment must be regularly maintained and serviced.

Up-to-date safety data sheets and operating instructions must exist for cleaning chemicals and cleaning agents. The operating instructions must be known to the responsible personal and must be kept on site. Cleaning equipment and chemicals must be clearly labelled and stored properly and separately from livestock.

 Safety data sheets and operating instructions

3.2.3 Packaging material storage


Operational rooms or facilities in which the packaging materials are stored must be clean and tidy. The packaging material must be stored in a separate area to minimize the risk of germs being introduced.

3.3 Fleet

3.3.1 Cleaning and disinfecting livestock transport vehicles

The loading departments or facilities of livestock transport vehicles must be clean for loading.

A suitable disinfectant must be used to disinfect the loading space, as a function of temperature in the loading space.

 data sheet of disinfectant products

3.4 Staff hygiene

3.4.1 General rules of conduct

Documented rules of staff hygiene guidelines must exist and be conveyed to employees in training sessions. The specifications of staff hygiene must be observed and applied by all persons (employees, service providers, etc.) in the individual production sections. At least the following points must be considered:

- Hand cleaning and disinfection
- Eating, drinking, smoking

Every employee must be provided with a sufficient number of suitable protective clothing. There must be sufficient facilities for hand hygiene. Hand hygiene facilities must at least meet the following requirements:

- Hand basin with running water
- Liquid soap
- Disposable towels
- Disinfectant
- Signs for the use of the disinfectant

3.4.2 Staff rooms

The staff rooms, including dayrooms, must be in a clean condition and cleaned regularly.


3.4.3 Hygiene sluice

Employees and all visitors may only enter the operational area through a hygiene sluice. Suitable changing rooms including shower facilities must be available. Hygiene sluices must always prevent bypassing. Bypassing the hygiene sluice is only permitted in emergencies. Street clothes and protective clothing must be stored separately.

Furthermore, effective cleaning and disinfection of the company's own footwear and the hands must take place in relevant departments of process.

3.4.4 [K.O.] Hygiene training

New hires must receive hygiene training at the start of their employment, and production staff must generally receive hygiene training at least once a year, in accordance with the hygiene concept for. The training courses must be documented. Documented training programs must be defined in accordance with the quality requirements and the training requirements of the employees.

 Training certificates


3.5 Waste disposal

3.5.1 Disposal logistics

Suitable precautions must be taken for the storage and disposal of waste and animal by-products (e.g. eggs that cannot be hatched, chicks that cannot be marketed).

All waste and by-products of livestock must be removed from the operational rooms as quickly as possible and stored in a separate area inaccessible to unauthorized persons until collection.

All waste of animal origin and animal by-products must be disposed of or marketed in a hygienic and environmentally friendly manner and must not directly or indirectly affect the health of chicks.

 Acceptance contracts, weighing protocols, accompanying documents (e.g. delivery notes)

4 Requirements of handling hatching eggs and chicks

4.1 Animal welfare

4.1.1 [K.O.] Animal welfare officer

Hatcheries in the QS scheme must appoint an animal welfare officer. The responsibilities of the animal welfare officer must be defined in the company's standard operating procedures. The animal welfare officer is responsible for the implementation of **Regulation (EC) No. 1099/2009 on the protection of animals at the time of dispatch** in conjunction with the applicable national regulations. Among other things this includes:

- Review of emergency killing in line with animal welfare requirements
- Constant presence of trained employees during the emergency killing of unviable chicks

To this end, the animal welfare officer can appoint and train hatchery responsible employees to meet the requirements.

 Documentation of nominated employees by the animal welfare officer

4.1.2 [K.O.] Handling chicks

Care must be taken to ensure that the welfare of chicks is not impaired. All actions that cause unnecessary pain or suffering must be avoided. This includes:

- No hitting, throwing or kicking of chicks
- Avoid compromising the chicks through the use of mechanical means (e.g. pointed ends, sharp edges)
- Immediate emergency killing of unviable chicks, e.g. with deformities or poor health, in accordance with animal welfare requirements

When separating the sexes of chicks and injecting day-old chicks, the animal welfare officer or personnel trained by him must ensure that the chicks are handled in an animal-friendly manner.

Maintenance work must not endanger animal health or the welfare of the chicks.


Transport of day-old chicks

In the case of national transport of day-old chicks, the sender must ensure that the day-old chicks reach the livestock owner within 60 hours of hatching and that the temperature in the area in which the chicks are kept during transport is between 25 and 30 °C.

4.1.3 [K.O.] Animal welfare training

Only regularly trained staff is allowed to check and decide on the vitality and health status of the chicks after hatching.

Employees must be trained in the handling of live chicks and the selection and emergency dispatch of unviable chicks (see Regulation **(EC) 1099/2009** on the protection of animals in connection with slaughter or killing, in conjunction with the applicable national regulations) at least once a year, and for new employees before they start work, so that the knowledge of the staff is always up to date.

 Training certificates

4.1.4 [K.O.] Early care of chicks

If food and/or water intake is made possible for chicks in the incubator immediately after hatching using special technology, feed and drinking water must meet at least the following requirements:

- The drinking water must be clean, unclouded and without any foreign odours,
- The feed must purchase from QS-eligible producers and transporters.
- Feed must be stored hygienically in the company.
- After each hatching, the supply equipment in the incubator must be emptied, properly cleaned and disinfected.

 Accompanying documents (e.g. delivery notes)

4.1.5 [K.O.] Beak treatment for turkey chicks


Treatment of turkey chicks is only permitted on the first day of life and only by trained personnel using the PSP infrared method.

The functionality of the facility and equipment used (e.g. template, head holder, adjustment and re-adjustment of the treatment) must be checked and documented before each use.

 Documentation of inspections, training certificates

4.1.6 Climatic conditions for chicks

Chicks must not be exposed to heat or cold. A sufficient supply of air must be ensured. The temperature must be monitored regularly.

 Documentation of the temperature checks

4.1.7 [K.O.] Space allowance for transport containers

The occupancy of each transport container must be carried out in accordance with the guidelines for livestock transport in compliance with the requirements of the **Guideline Livestock Transport** in conjunction with **Council Regulation (EC) No. 1/2005 of December 22, 2004, on the protection of animals during transport** (see table below). The space allowance must be specified and must be complied with.

Loading density during transport of day-old chicks in transport containers

Day-old chicks	Area per animal [cm] ²	Number of animals per container or container part	
		at least	at most
Broiler	25	10	105
Turkey	35	8	40

Compliance with the space requirements (loading density) must be documented.

 Documentation of the loading density with number of animals per transport container

4.1.8 [K.O.] Alarm system

There must be an alarm system for reporting a power failure that functions independently of the power supply. Alarm systems must be checked at least once a week using suitable test functions and the test must be documented.

 Documentation of checks

4.1.9 [K.O.] Emergency power

Internal precautions must be taken against power failure. Emergency power generators must be maintained regularly, and the function check must be carried out and documented monthly.

 Documentation of checks

4.1.10 Temperature monitoring system for the transport of pre-hatched eggs

All transport vehicles must be equipped with a functioning air conditioning system with temperature display and recording. Air conditioning systems and temperature registration must be checked at regular intervals. Inspections must be documented.


 Documentation Inspection of air conditioning systems, temperature recording

4.2 Animal Health

4.2.1 [K.O.] Chick examination


For the purpose of animal welfare and quality control, it is necessary to evaluate the overall impression of chicks after hatching. Unviable chicks must be selected. This includes chicks with malformations or poor health. These must be killed in accordance with animal welfare regulations.

Only regularly trained, competent personal may check the vitality and health of the chicks after hatching and carry out emergency killing.

 Training certificates


4.2.2 [K.O.] Stunning/killing equipment

Stunning/killing equipment or facilities must be cleaned as necessary and checked daily for proper functioning before use and the inspection documented.

 Records of functional tests of the stunning/killing equipment or facility

4.2.3 [K.O.] Care contract with veterinarian

Every hatchery must have its chicks looked after by a veterinarian as part of its self-assessment. In the case of external veterinarians, the care relationship must be agreed in a written agreement in which the tasks and responsibilities are set out.

 Veterinary care contract

Note: *The treating veterinarian must have either a qualification as a specialist veterinarian for poultry (or comparable qualification from abroad) or an additional designation "commercial poultry" or many years of practical experience in the field of treating commercial poultry flocks. Veterinarians without this qualification may only perform care tasks under the supervision of a veterinarian qualified in poultry.*

4.2.4 [K.O.] Medicines and vaccines

Procurement of medicines and vaccines

The medicinal products and vaccines used by the hatchery must be properly labeled (e.g. manufacturer, name, batch number, type of application, components, expiry date, withdrawal period). The hatchery must be able to provide proof of purchase of the veterinary medicinal products at any time. These can be

- Veterinary medicine documentation or
- Receipts from the pharmacy.

It must be ensured that the vet completes the vouchers in full. The vet is responsible for their issue and content. The receipts must be filed in chronological order.

Only medicinal products with active substances that are listed in the QS veterinary drug catalogue for poultry may be used, see www.q-s.de.

⇒ Annex 4.1 of the Guideline Antibiotics monitoring poultry

Proof must be available showing which active substances are contained in the administered medicinal products (e.g. package insert, veterinarian-authorized list of preparations used with the active substances contained therein).

Use of medicines

The hatchery must document every use of medicinal products in chronological order (see **Livestock Owner Medicinal Product Use and Documentation Ordinance (THAMNV)**). Evidence can also be provided in electronic form if the data cannot be changed.

The following information must be recorded in writing immediately after each application:

- Number, species and identity of the treated chicks
- Drug name, number of the veterinary medicine documentation, withdrawal period
- Date of application, quantity administered, name of user


The application can be documented using combination documents or a stock book.

If the veterinarian administers the medication, the veterinary medication records must also be kept; the chronological documentation must be complied with (see **Medicinal Products Act**).

The instructions of the attending veterinarian must be followed when employee administers the medication. The waiting times to be indicated by the veterinarian must be stated on the accompanying documents (e.g. delivery notes) of the batch of chicks.

Vaccinations

The hatchery must document each application of vaccine to chicks in chronological order. After instruction by the veterinarian, the veterinarian can transfer the vaccination process to employees. A valid vaccination plan (application plan according to **the Animal Vaccine Ordinance**) must be available for this purpose.

 Proof of the purchase and whereabouts of medicines and vaccines (veterinary proof of medicines, combination vouchers, receipts, prescriptions, vaccination book, vaccination plan (application plan according to the Animal Vaccine Ordinance), vaccine control book, etc.), proof of training of vaccination personnel

The cleanliness and suitability of the equipment used to administer the medication or vaccine must be ensured. Only injection needles in very good condition may be used; bent, blunt, broken and otherwise unsuitable needles must be replaced and disposed of immediately.

Storage of medicines and vaccines

Medicines and vaccines must be stored in accordance with the manufacturer's instructions. They must be kept out of reach of unauthorized persons, such as external persons and children, in a locked container/cupboard or inaccessible room. If required by the manufacturer, the preparations must be refrigerated. Once the expiry date has been reached, the medicines and vaccines must no longer be used and must be disposed of properly. Empty packaging must be disposed of immediately (with household waste, unless otherwise specified by the manufacturer).

4.3 Brood storage and breeding process

4.3.1 Storage management of hatching eggs

A traceable storage management system must be in place to quickly and clearly identify which hatching eggs were stored when.

Each hatchery batch of a multiplying flock must be clearly identifiable by means of labelling and must be labelled at the hatchery at the latest if the hatchery batch has not yet been labelled by the supplying farm of multiplying (see **Hatching Egg Labelling Ordinance and Regulation 2035/2019**).

4.3.2 [K.O.] Requirements of the hatching process

Technically controlled hatching processes must be alarm protected. This includes at least the monitoring of over- and under-temperature and the turning of incubated hatching eggs.

5 Purchasing, traceability, labelling, use of QS certification mark and goods separation

5.1 Purchasing, traceability and labelling


5.1.1 [K.O.] Identification of parent stock farms

If chicks or hatching eggs (e.g. hatching trade with third parties to produce QS chicks) are marketed as QS products in the QS scheme, the QS eligibility of delivery of the farm of multiplying eggs or hatcheries supplying the hatching eggs must be checked. The verification of scheme participation and eligibility of delivery of farms of multiplying or hatcheries into the QS scheme is carried out via the public search in the QS database (www.qs-plattform.de; search criterion: QS ID or location number (e.g. registration number according to VVVO)).

Note: If breeder chicks for multiplying are marketed as QS chicks by hatcheries eligible for delivery to QS-poultry fatteners (by-product selection), QS eligibility of delivery grandparent farms supplying is not required.


In justified, verifiable exceptional cases, such as in the event of disasters or animal health orders, QS hatcheries may use hatching eggs from flocks of multiplying from other hatcheries that were produced in accordance with **Regulation 2016/429 on Animal diseases in conjunction with Regulation (EU) 2035/2019 with provisions for hatcheries** on animal health conditions for intra-community trade in poultry and hatching eggs and for their import from third countries. Proof of EU approval (see official publications in accordance with **Regulation (EU) 2035/2019**, Article 18 et seq.) of the supplying egg farm of multiplying and hatcheries must be provided.

All exceptional cases must be reported to QS at the latest at the time of incoming goods of hatching eggs at the hatchery and require the approval of QS to market the chicks produced from these hatching eggs as QS live-stock in the QS scheme.

 Documented procedure for querying the eligibility of delivery in the database, written notification with justification of the exception to QS and proof of QS approval


5.1.2 Hatching egg access/Incoming goods inspection

An inspection of incoming hatching eggs is to be carried out on the basis of the documents accompanying the goods. Eggs that cannot be hatched must be sorted out.

 Accompanying documents (e.g. delivery notes, shipping documents)

5.1.3 [K.O.] Health monitoring program and salmonella status

For the inspection of incoming eggs, the salmonella status of the egg supplying flock of multiplying and the results of the health monitoring program of the farm of multiplying must be known or verified before the hatching eggs are laid.

 Evidence of salmonella status, results of health monitoring program

5.1.4 [K.O.] Traceability

Deliveries of hatching eggs must be labelled in such a way that they can be clearly traced back to the supplying hatching egg farm of multiplying and the origin of the hatched chicks can be traced back to the parent flock of multiplying at any time. Hatching eggs must originate from QS-eligible farms of multiplying. This also applies if hatching eggs are purchased from hatcheries. Hatcheries supplying hatching eggs must be eligible to supply QS, unless they keep hatcheries in justified and verifiable special cases of exception (⇒ see chapter **5.1.1 [K.O.] Identification of parent stock farms**) comply with all requirements of the applicable directive on animal health conditions for intra-community trade in poultry and hatching eggs and for their import from third countries (see Regulation 2016/429 on Animal diseases in conjunction with Regulation (EU) 2035/2019 with provisions for hatcheries replaced).

If chicks produced on a contract basis or bought-in chicks are marketed, the hatchery must always make recognisable in which hatchery the chicks were hatched by labelling the chick transport containers and by means of documents accompanying the goods.


5.1.5 [K.O.] Labelling and goods separation

QS chicks/hatching eggs must be traceable at all stages of the process. Chicks/hatching eggs that are marketed as QS chicks/hatching eggs must at least be provided with a clear indication of origin on the transport container at the point of exit. In addition, the delivery must be clearly identified as QS chicks/hatching eggs on the shipping documents (e.g. delivery note).

Goods separation

Chicks from non-QS hatching eggs may not be marketed as QS chicks. If hatching eggs are purchased from breeders that do not have eligibility of delivery for QS or if the purchase of these hatching eggs is not a case of exceptional cases subject to QS reporting, a goods separation scheme for hatching egg deliveries and the chicks hatched from them must be set up that is comprehensible to third parties.

⇒ Chapter 5.1.1 [K.O.] Identification of parent stock farms

 Incoming goods and outgoing documents (e.g. accompanying documents (e.g. delivery notes))


5.2 Outgoing goods inspection, complaint management

5.2.1 Inspection of livestock transport company

It must be checked in the QS database whether the external transport company receiving the chicks is approved in the QS scheme if chicks are delivered to QS-certified poultry rearing/fattening companies.

Note: Approval as a QS livestock transport company based on the **Guideline livestock transport** is required for both company-owned and external chick transports.


Documents accompanying the goods (e.g. delivery notes) must be provided for each delivery and must show the identity of the delivering hatchery and the transport company delivering the chicks to the livestock owner.

 Accompanying documents of goods (e.g. delivery notes)

5.2.2 Outgoing goods inspection

During the outgoing goods control of day-old chicks to be delivered, the specified number of chicks per transport container must be checked and documented by means of a second procedure using random sampling.


In the event of deviations, measures must be taken and documented.

 Documentation of the number of random samples, proof of measures

The livestock owner must receive at least the following information:

- Number of chicks delivered per transport unit and in total
- Company and EU registration number of the hatchery
- Delivery date
- Parent flock number
- Official registration number of chick transport vehicle

This information may be listed on the accompanying documents of the goods (e.g. delivery note) or communicated via digital documentation systems, provided that the livestock owner/livestock care personnel can show the required information at any time (e.g. during the audit).

 Accompanying documents of goods (e.g. Shipping documents, delivering notes)

5.2.3 Complaint management

Feedback from livestock owners must be collected and evaluated with the help of a complaint management system.

 Complaint management documentation

5.3 Use of certification mark

5.3.1 [K.O.] Use of the QS certification mark

Scheme participants are entitled to use the QS certification mark if they have been permitted to use it under the agreement with QS (QS-scheme agreement).

The use of the QS certification mark is only permitted in accordance with the **style guide** (for the QS certification mark). The use of QS certification mark is to be distinguished from labelling.


⇒ Chapter **5.1.5 [K.O.] Labelling and goods separation**

6 Definitions

6.1 Explanation of symbols

K.O. criteria are marked **[K.O.]**.

References to related documents are highlighted by the use of bold text.

 This symbol means: written confirmation must be provided. Documents that can be used as proof are also listed under this symbol. All inspection and documentation systems, including digital, that prove that the requirements are met can be used.

⇒ This symbol marks references to other chapters of the guideline.

References are indicated by the **note**: *italic text*.

6.2 Abbreviations

HACCP	Hazard Analysis and Critical Control Points
K.O.	Knock-out criteria
QM	Quality management scheme
QS	QS Qualität und Sicherheit GmbH
VO	Regulation in the sense of a liability legal form
VWVO	German Livestock Transport Regulation

6.3 Terms and definitions

- HACCP (Hazard Analysis and Critical Control Point)

A system that identifies, assesses and monitors hazards that are significant in terms of food safety

- QS chicks

QS chicks are defined as chicks for the production of young fattening poultry (slaughter chicks in accordance with the implementing provisions for marketing standards (617/2008 (marketing standards) and Regulation 2016/429 on Animal diseases in conjunction with Regulation (EU) 2019/2035 with provisions for hatcheries), which are produced in a QS-certified hatchery in accordance with the requirements of the QS scheme and/or marketed via this hatchery.

- Transportation

Any movement of animals in one or more means of transport and all related operations including loading, unloading, reloading and resting until the end of unloading of the animals at their destination

A list of general terms and definitions can be found in the **General Regulations guideline**.

Revision information Version 01.01.2025

Criterion/requirements	Changes	Date of the change
2.1.1 General company data	Concrete definition of the requirements for the company overview and responsibilities within the company Deletion: 2.3.5 Responsibilities	01.01.2025
2.2.2 Outer area, production facilities	Extension: Requirements for the separation of facilities and functional areas, as well as for process routes (previously only related to access regulations)	01.01.2025
2.2.3 Operational safety	Renaming: formerly 2.4.4 Technical/structural condition Restructuring and extension with new requirements for maintenance plans for certain functional areas	01.01.2025
2.3 Internal self-assessment systems	Renaming: formerly 2.3 Self-assessment system	01.01.2025
2.3.1 [K.O.] Salmonella monitoring	Renaming: formerly 2.3.1 Absence of Salmonella Change in valuation to a K.O. criterion Extension with new requirements for monitoring, such as frequency of sampling, individual monitoring plan for each company, microbiological status	01.01.2025
2.3.2 [K.O.] Further microbiological tests	Renaming: formerly 2.3.2 [K.O.] Microbiological tests	01.01.2025
2.3.4 Implementation of the measures from the self-assessment	Extension: new test criterion Deletion: 2.3.4 Corrective actions	01.01.2025
3 Hygiene	Restructuring with new main chapter	01.01.2025
3.1 Operational hygiene	Restructuring with new subchapter	01.01.2025
3.1.1 Hygiene concept	Renaming: formerly 2.3.3 Hygiene Concept Extension of a risk management scheme with new requirements, defining critical areas (such as water/staff hygiene, cleaning, disinfection, etc.) in production processes Deletion: 2.4.1 Water hygiene	01.01.2025

Criterion/requirements	Changes	Date of the change
3.1.2 Cleaning and disinfection	Restructuring: formerly 2.4.2 <i>Cleaning and disinfection</i>	01.01.2025
3.1.3 Pest monitoring	Restructuring: formerly 2.4.3 <i>Pest monitoring</i>	01.01.2025
3.1.4 Rooms, equipment and facilities	Restructuring and renaming: formerly 2.4.5 <i>Room-, equipment- and facility hygiene</i>	01.01.2025
3.2 Other operating units and rooms	Restructuring with new subchapter	01.01.2025
3.2.1 Crate/horde cleaning	Restructuring: formerly 4.1.1 <i>Crate/horde cleaning</i>	01.01.2025
3.2.2 Cleaning and disinfectant storage	Restructuring: formerly 4.1.2 <i>Cleaning and disinfectant storage</i>	01.01.2025
3.2.3 Packaging material storage	Restructuring and renaming: formerly 3.4.3 <i>Packaging material</i>	01.01.2025
3.3 Fleet	Restructuring: formerly 4.3 <i>Fleet</i>	01.01.2025
3.3.1 Cleaning and disinfecting livestock transport vehicles	Restructuring: formerly 4.3.2 <i>Cleaning and disinfecting livestock transport vehicles</i> Deletion: 4.3.1 <i>Cleaning facilities for transporters</i>	01.01.2025
3.4 Staff hygiene	Restructuring: formerly 2.5 <i>Staff hygiene</i>	01.01.2025
3.4.1 General rules of conduct	Restructuring: formerly 2.5.1 <i>General rules of conduct</i>	01.01.2025
3.4.2 Staff rooms	Restructuring: formerly 2.5.2 <i>Staff rooms</i>	01.01.2025
3.4.3 Hygiene sluice	Restructuring: formerly 2.5.3 <i>Hygiene sluice</i> Extension of buildings with new requirements for the technical implementation of access rules (e.g. non-by-passable changing/shower rooms, storage of street clothes and protective clothing, etc.)	01.01.2025
3.4.4 [K.O.] Hygiene training	Renaming: formerly 2.6.1 <i>[K.O.] Hygiene and knowledge training</i> Restructuring and clarification of training obligation and frequency requirements	01.01.2025

Criterion/requirements	Changes	Date of the change
3.5 Waste disposal	Restructuring: formerly 4.2 <i>Waste disposal</i>	01.01.2025
3.5.1 Disposal logistics	Restructuring: formerly 4.2.1 <i>Disposal logistics</i>	01.01.2025
4 Requirements of handling hatching eggs and chicks	Restructuring: formerly 3 <i>Requirements of handling hatching eggs and chicks</i>	01.01.2025
4.1 Animal welfare	Renaming and restructuring: formerly 3.1 <i>General requirements</i>	01.01.2025
4.1.1 [K.O.] Animal welfare officer	Restructuring: formerly 3.1.3 [K.O.] <i>Animal welfare officer</i>	01.01.2025
4.1.2 [K.O.] Handling chicks	Restructuring: formerly 3.1.4 [K.O.] <i>Handling chicks</i> Extension to include requirements for transport time and temperature for domestic transportation Deletion: 3.1.6 <i>Facilities for loading</i>	01.01.2025
4.1.3 [K.O.] Animal welfare training	Renaming and restructuring: formerly 2.6.1 [K.O.] <i>Hygiene and knowledge training</i> Clarification of training obligation and frequency requirements	01.01.2025
4.1.4 [K.O.] Early care of chicks	Extension: new test criterion with requirements for early provision of water and food	01.01.2025
4.1.5 [K.O.] Beak treatment for turkey chicks	Restructuring: formerly 3.1.5 [K.O.] <i>Beak treatment for turkey chicks</i>	01.01.2025
4.1.6 Climatic conditions for chicks	Renaming and restructuring: formerly 3.1.7 <i>Climatic conditions in chick storage facilities</i>	01.01.2025
4.1.7 [K.O.] Space allowance for transport containers	Renaming and restructuring: formerly 3.1.8 [K.O.] <i>Transport container occupancy</i> Extension: Compulsory documentation of loading densities with the number of animals per transport container	01.01.2025
4.1.8 [K.O.] Alarm system	Extension: new test criterion with additional requirements for the technical design and interval function test of alarm-emitting schemes	01.01.2025

Criterion/requirements	Changes	Date of the change
4.1.9 [K.O.] Emergency power	Renaming and restructuring: formerly 3.1.10 [K.O.] <i>Emergency power and cooling water supply, emergency plan</i>	01.01.2025
4.1.10 Temperature monitoring system for the transport of pre-hatched eggs	Extension: new test criterion with requirements for the transportation of pre-hatched eggs Deletion: 4.3.3 <i>System of climate management</i>	01.01.2025
4.2 Animal health	Restructuring: formerly 3.3 <i>Animal health</i>	01.01.2025
4.2.1 [K.O.] Chick examination	Restructuring: formerly 3.3.1 [K.O.] <i>Chick examination</i>	01.01.2025
4.2.2 [K.O.] Stunning/killing equipment	Renaming and restructuring: formerly 3.3.2 [K.O.] <i>Facility for emergency stunning and killing</i>	01.01.2025
4.2.3 [K.O.] Care contract with veterinarian	Restructuring: formerly 3.3.3 [K.O.] <i>Care contract with veterinarian</i> Deletion: 3.3.4 <i>Implementation of veterinary care</i>	01.01.2025
4.2.4 [K.O.] Medicines and vaccines	Restructuring: formerly 3.3.5 [K.O.] <i>Medicines and vaccines</i>	01.01.2025
4.3 Brood storage and breeding process	Restructuring: formerly 3.2 <i>Brood storage and breeding process</i>	01.01.2025
4.3.1 Storage management of hatching eggs	Restructuring: formerly 3.2.4 <i>Storage management of hatching eggs</i> Deletion: 3.2.1 <i>Order and organisation</i>	01.01.2025
4.3.2 [K.O.] Requirements of the hatching process	Restructuring: formerly 3.2.5 [K.O.] <i>Requirements of the hatching process</i>	01.01.2025
5 Purchasing, traceability labelling, use of QS certification mark and goods separation	Restructuring with new main chapter	01.01.2025
5.1 Purchasing, traceability and labelling	Restructuring with new subchapter	01.01.2025

Criterion/requirements	Changes	Date of the change
5.1.1 [K.O.] Identification of parent stock farms	Renaming and restructuring: formerly 3.1.9 [K.O.] <i>Identification of QS breeder flocks</i>	01.01.2025
5.1.2 Hatching egg access/Incoming goods inspection	Restructuring: formerly 3.2.2 <i>Hatching egg access/Incoming goods inspection</i>	01.01.2025
5.1.3 [K.O.] Health monitoring program and salmonella status	Renaming and restructuring: formerly 3.2.3 [K.O.] <i>Health surveillance, salmonellae monitoring</i>	01.01.2025
5.1.4 [K.O.] Traceability	Restructuring: formerly 3.1.1 [K.O.] <i>Traceability</i> Extension with new requirements for the marketing of chicks that have been produced under contract or purchased	01.01.2025
5.1.5 [K.O.] Labelling and goods separation	Renaming and restructuring: formerly 3.1.2 [K.O.] <i>Labelling</i>	01.01.2025
5.2 Outgoing goods inspection, complaint management	Renaming and restructuring: formerly 3.4 <i>Outgoing goods control, complaint management, packaging material</i>	01.01.2025
5.2.1 Inspection of livestock transport company	Restructuring: formerly 3.5.1 <i>Inspection of livestock transport company</i>	01.01.2025
5.2.2 Outgoing goods inspection	Restructuring: formerly 3.4.1 <i>Outgoing goods inspection</i> Extension with new requirements: <ul style="list-style-type: none"> - Establishment of a second procedure for the random verification of the number of chicks to be delivered and identified per transport container - Mandatory information for the recipient on the total number of chicks delivered and per transport unit 	01.01.2025
5.2.3 Complaint management	Restructuring: formerly 3.4.2 <i>Complaint management</i>	01.01.2025
5.3 Use of certification mark	Restructuring: formerly 5.1 <i>Use of certification mark</i> Deletion: <i>Main chapter 5 Use of certification mark</i>	01.01.2025

Criterion/requirements	Changes	Date of the change
5.3.1 [K.O.] Use of the QS certification mark	Restructuring: formerly 5.1.1 [K.O.] Use of the QS certification mark	01.01.2025

guideline hatcheries

Gender Disclaimer

For reasons of better readability and easier comprehension, QS uses the generic masculine form commonly used in the German language in relevant texts. Hereby we explicitly address all gender identities without any judgmental distinction.

QS Qualität und Sicherheit GmbH

Managing director: Dr. A. Hinrichs

Schwertberger Straße 14, 53177 Bonn

T +49 228 35068 -0

F +49 228 35068 -10

E info@q-s.de

Photo: QS

q-s.de