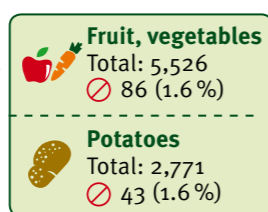



Quality Assurance. From farm to shop.

## Regular audits and spot audits



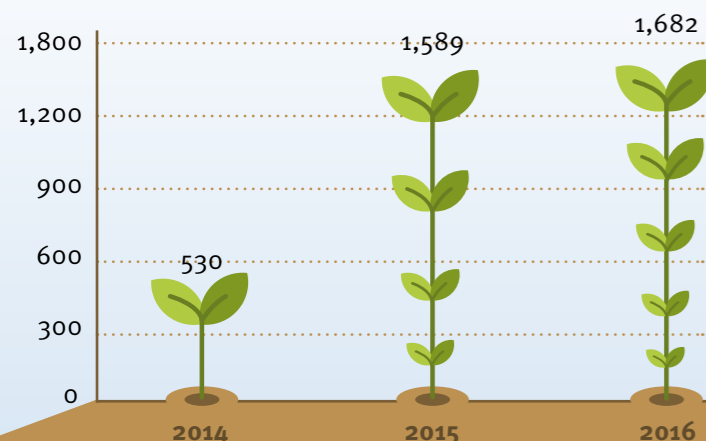
Frequent requirements in comparison:  
spot audits uncover hygienic deficiencies

Requirement	Proportion of C-evaluation in	
	Spot audit	Regular audit
Room, equipment and plant hygiene	7.65%	5.37%
Foreign substance management	5.88%	3.41%
General rules of conduct	4.71%	3.17%
Risk of contamination	4.12%	3.66%

**0.8%** of all regular audits led to a sanction procedure because of deviation.  
The amount of sanction cases has fallen by **11%** compared to the previous year.

## Cooperation with Regionalfenster well received

Regionalfenster-participating QS producers



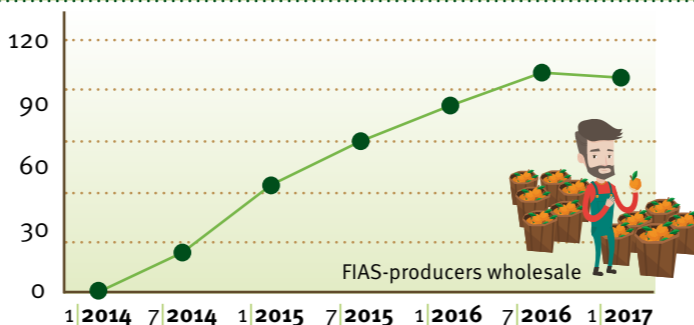
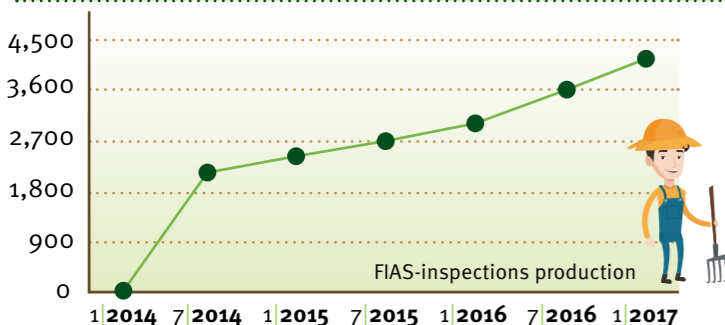
**13%** of the German QS producers of fruit and vegetables participate in the Regionalfenster.



Since 2014, QS-certified producers have been able to have checked the requirements of the Regionalfenster e.V. in the QS audit.

## FIAS-inspections strongly increased

**4,280** scheme participants are registered for the voluntary QS-inspection of working and social conditions (FIAS). This is **36%** more than in 2015.



**Subscribe now**

Get the latest QS-Report  
always on time.

[www.q-s.de/subscription.html](http://www.q-s.de/subscription.html)

**Imprint**

QS Qualität und Sicherheit GmbH  
Responsible for the content:  
Dr. Hermann-Josef Nienhoff  
Schedestraße 1 · 3, 53113 Bonn

Phone: +49 (0) 228 35068-0  
Fax: +49 (0) 228 35068-10  
E-Mail: [info@q-s.de](mailto:info@q-s.de)  
Online: [www.q-s.de/home-gb](http://www.q-s.de/home-gb)



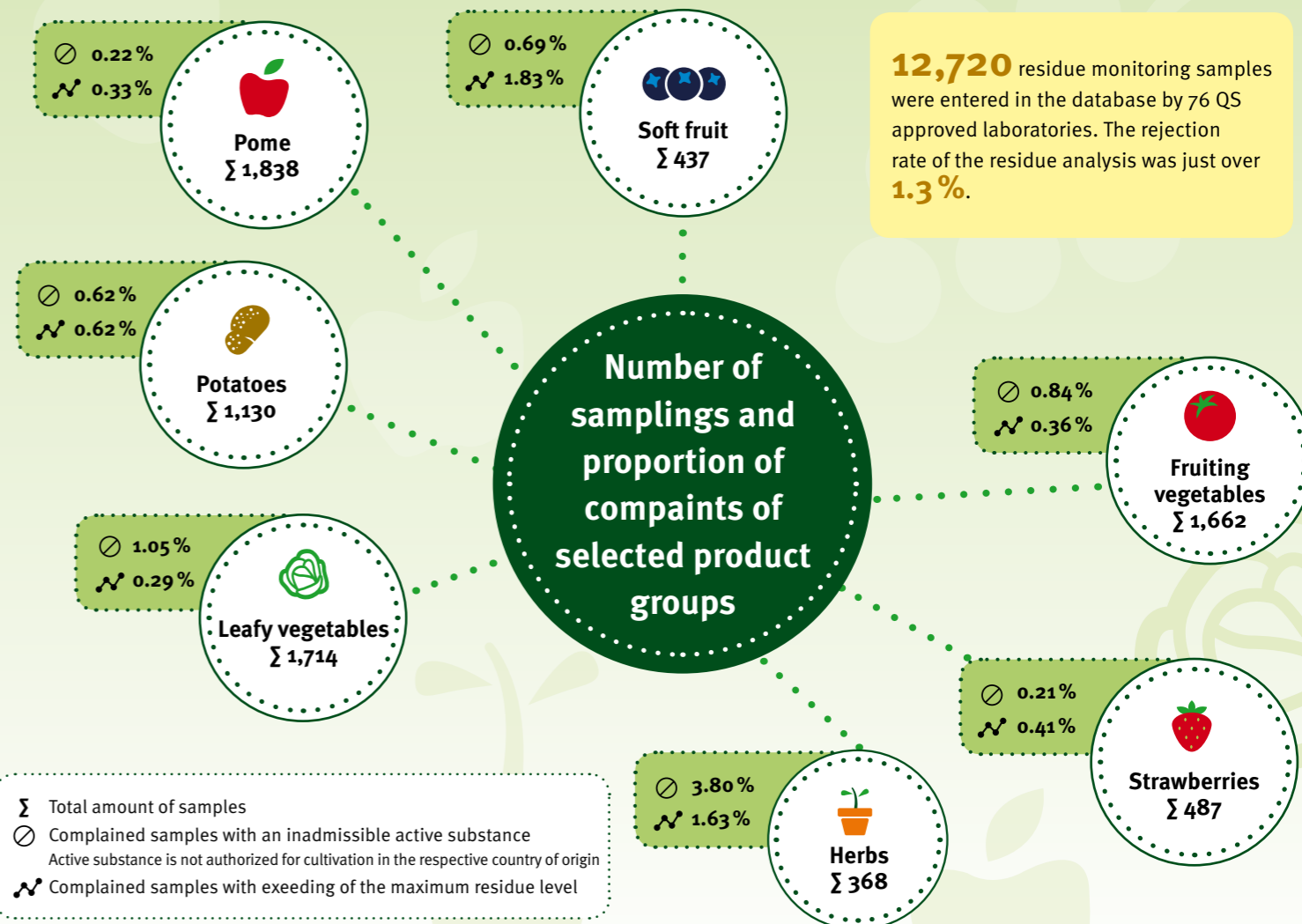
Quality Assurance. From farm to shop.

## Facts, figures, data

QS for fruit, vegetables and potatoes 2016

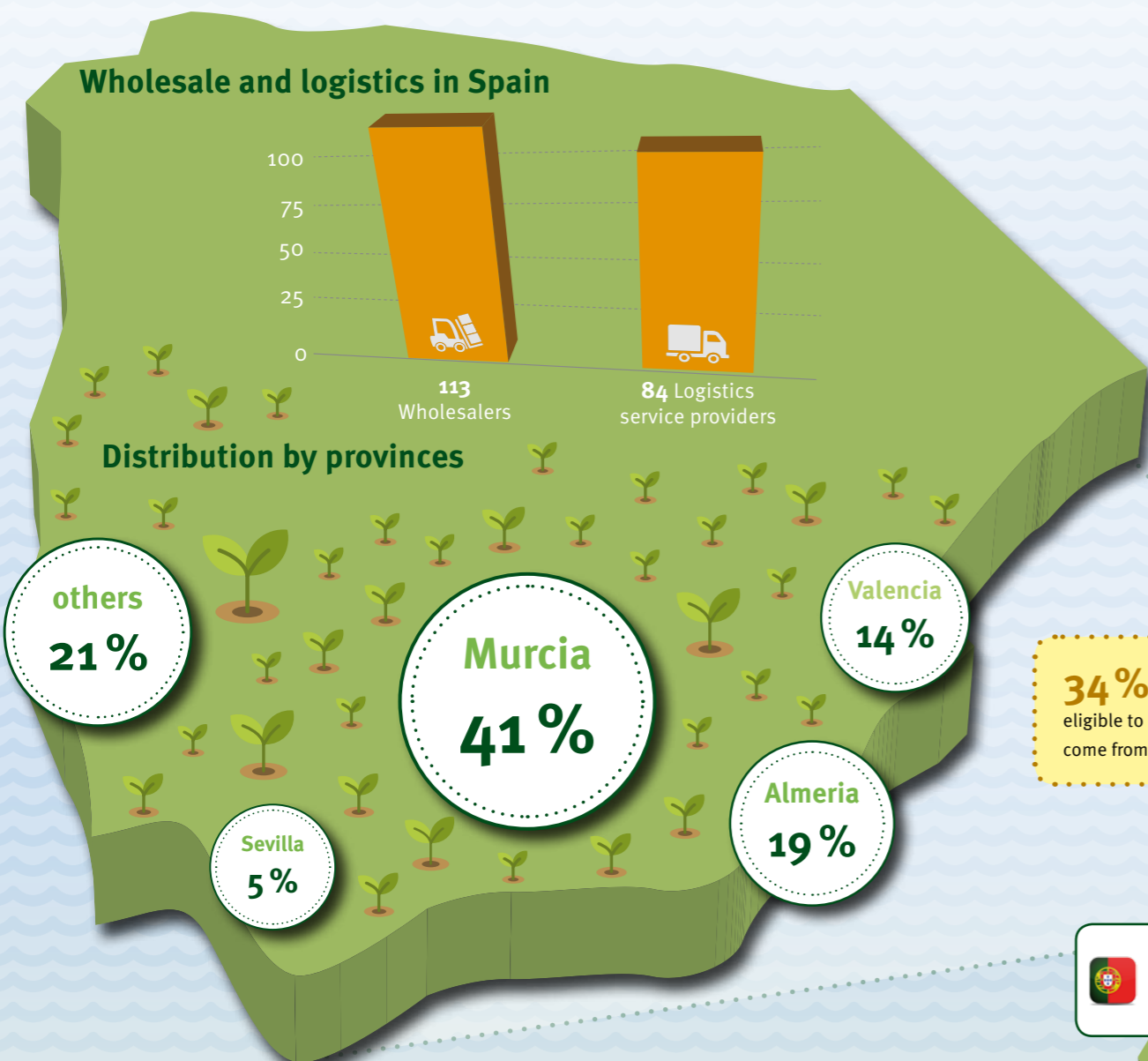


## QS residue monitoring



# Number of scheme participants: European neighboring countries count on QS

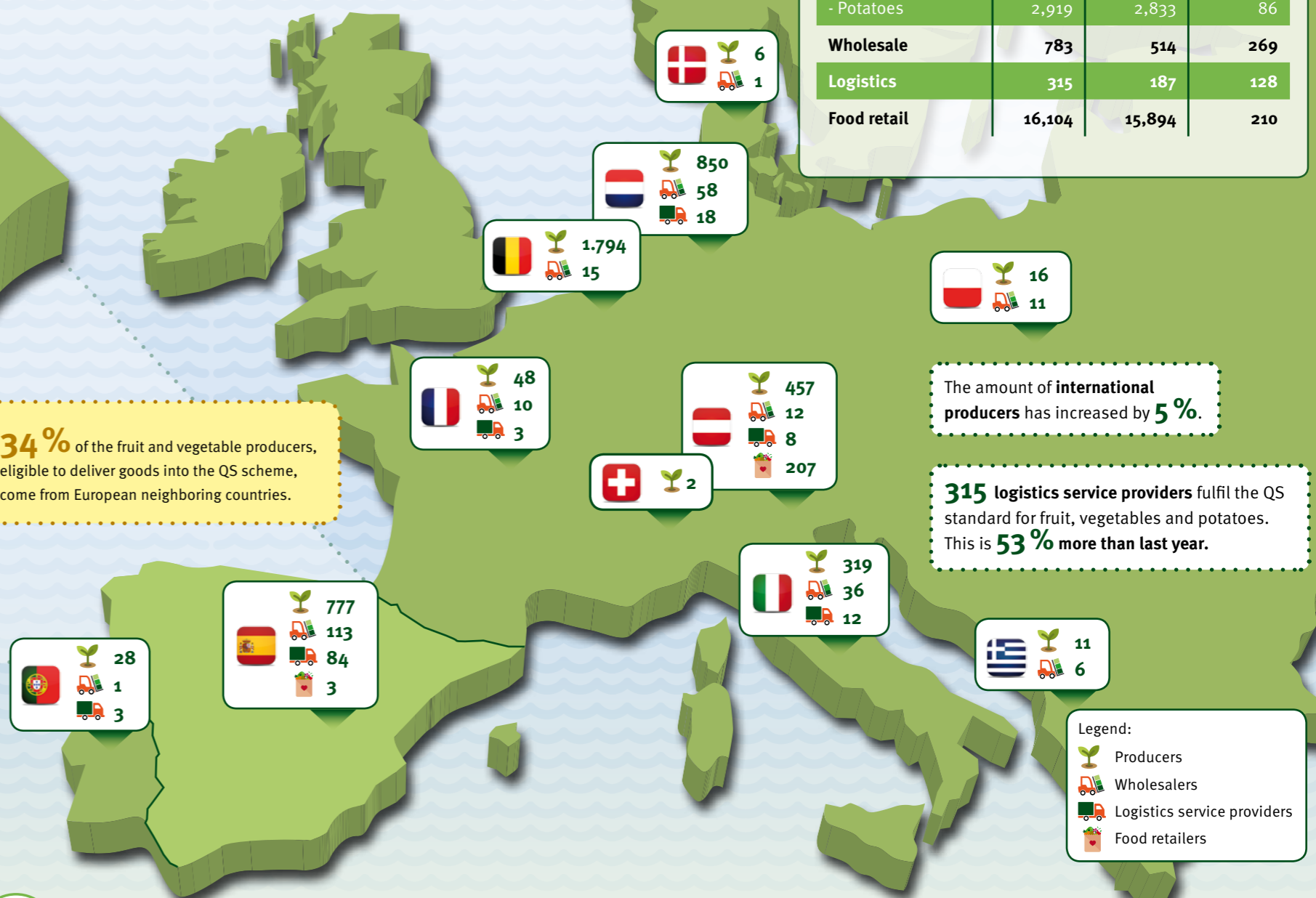
Number of scheme participants (as of 31 Dec 2016)



65% of the producers participate via a QS certification, 35% via a QS-recognized certification of others standards (22% GlobalG.A.P., 18% Vegaplan, 1% AMAG.A.P.).

34% of the fruit and vegetable producers, eligible to deliver goods into the QS scheme, come from European neighboring countries.

	Total	Germany	Other countries
<b>Total</b>	<b>30,078</b>	<b>25,079</b>	<b>4,999</b>
<b>Production</b>	<b>12,876</b>	<b>8,419</b>	<b>4,392</b>
- Fruit, vegetables	9,957	5,651	4,306
- Potatoes	2,919	2,833	86
<b>Wholesale</b>	<b>783</b>	<b>514</b>	<b>269</b>
<b>Logistics</b>	<b>315</b>	<b>187</b>	<b>128</b>
<b>Food retail</b>	<b>16,104</b>	<b>15,894</b>	<b>210</b>



The amount of international producers has increased by 5%.

315 logistics service providers fulfil the QS standard for fruit, vegetables and potatoes. This is 53% more than last year.

Legend:  
 🌱 Producers  
 🚚 Wholesalers  
 🚛 Logistics service providers  
 🛒 Food retailers

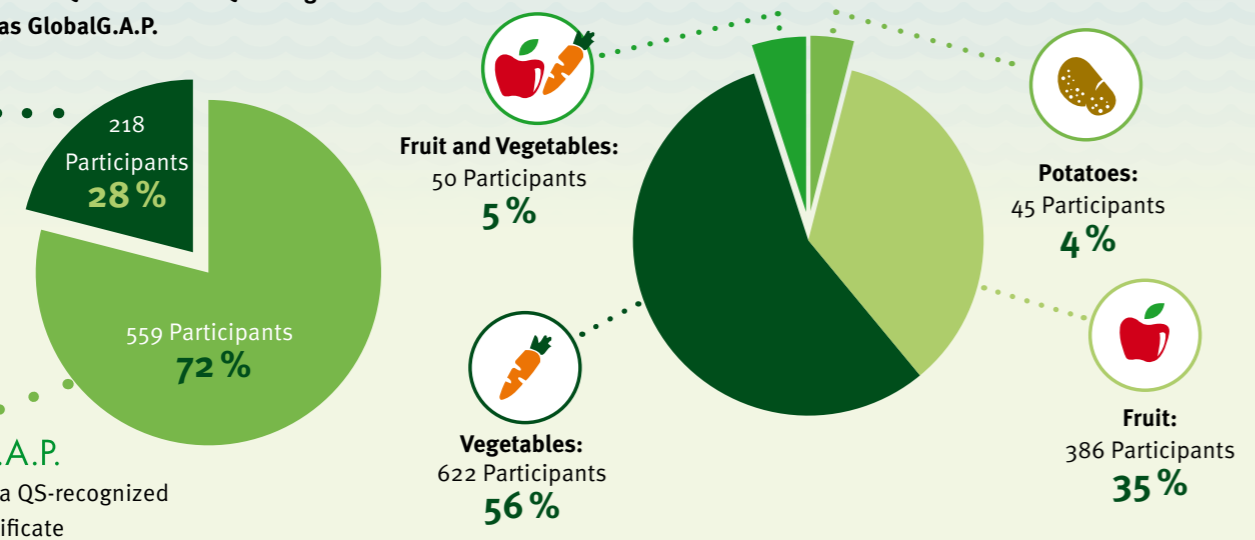
## Producers in Spain

In addition to the QS certification, producers can also participate in the QS scheme via QS-recognized standards, such as GlobalG.A.P.

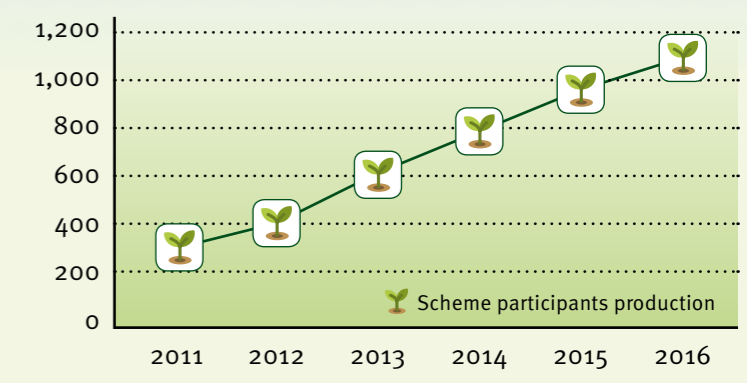
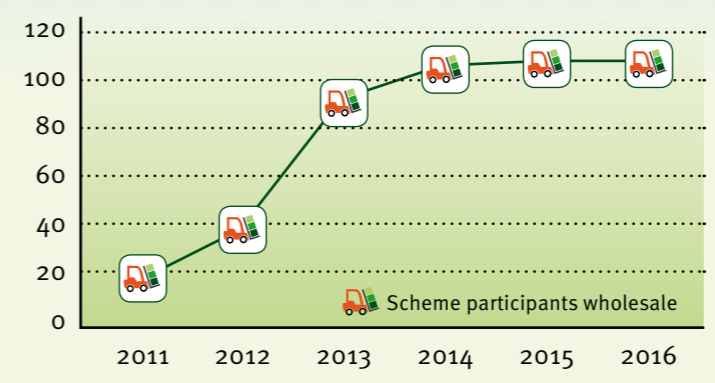


**GLOBALG.A.P.**  
Participation via a QS-recognized GlobalG.A.P.-certificate

### Distribution by production scope



## Development of the number of scheme participants in Spain



Facts, figures, data 2016

Facts, figures, data 2016